

# GLOBAL-IDENT™

## XS 1.4

## 2.1

# GLOBAL-IDENT™

## XS 1.4

### ALL THE BENEFITS OF GLOBAL-IDENT™, FOR ALL PETS



GLOBAL-IDENT™ XS 1.4



GLOBAL-IDENT™ 2.1



Clear directions for use on the back of the box

#### DIRECTION FOR USE



##### BEFORE IMPLANTATION

- 1 Scan the pet thoroughly all over to ensure that it has not been microchipped previously.
- 2 Scan the microchip before opening the package. Confirm that the number read matches the barcode.
- 3 Remove the injector from the package, the upper cap from the needle and then the security ring.
- 4 Ensure that the bevel of the needle is facing you.
- 5 Disinfect the implantation site.

##### WHERE TO IMPLANT AND HOW?

Subcutaneous injection: On the left side of the neck or on the midline between the shoulder blades

##### AFTER IMPLANTATION

- 6 Pinch the skin between 1 or 2 fingers and your thumb. Inject the needle immediately below your thumb.
- 7 Once the needle is completely underneath the skin, activate the plunger until the -injection-completed - click.
- 8 Move your finger and thumb and pinch the skin around the needle when you withdraw it.
- 9 Replace the plastic cover on the needle, remove it from the injector and dispose it into a sharps container; treat the needle as medical waste.
- 10 Scan the pet to confirm that the chip is safely in place.

⚠ Check the implant site to ensure the chip is underneath the skin and not sitting on top of the coat. Explain to the owner that the implant also will be sensitive for a while.

# Who's next?



### NOW A NEW THINNER MICROCHIPPING SOLUTION FOR SMALLER PETS



STANDARD ISO 11784

STANDARD ISO 11785



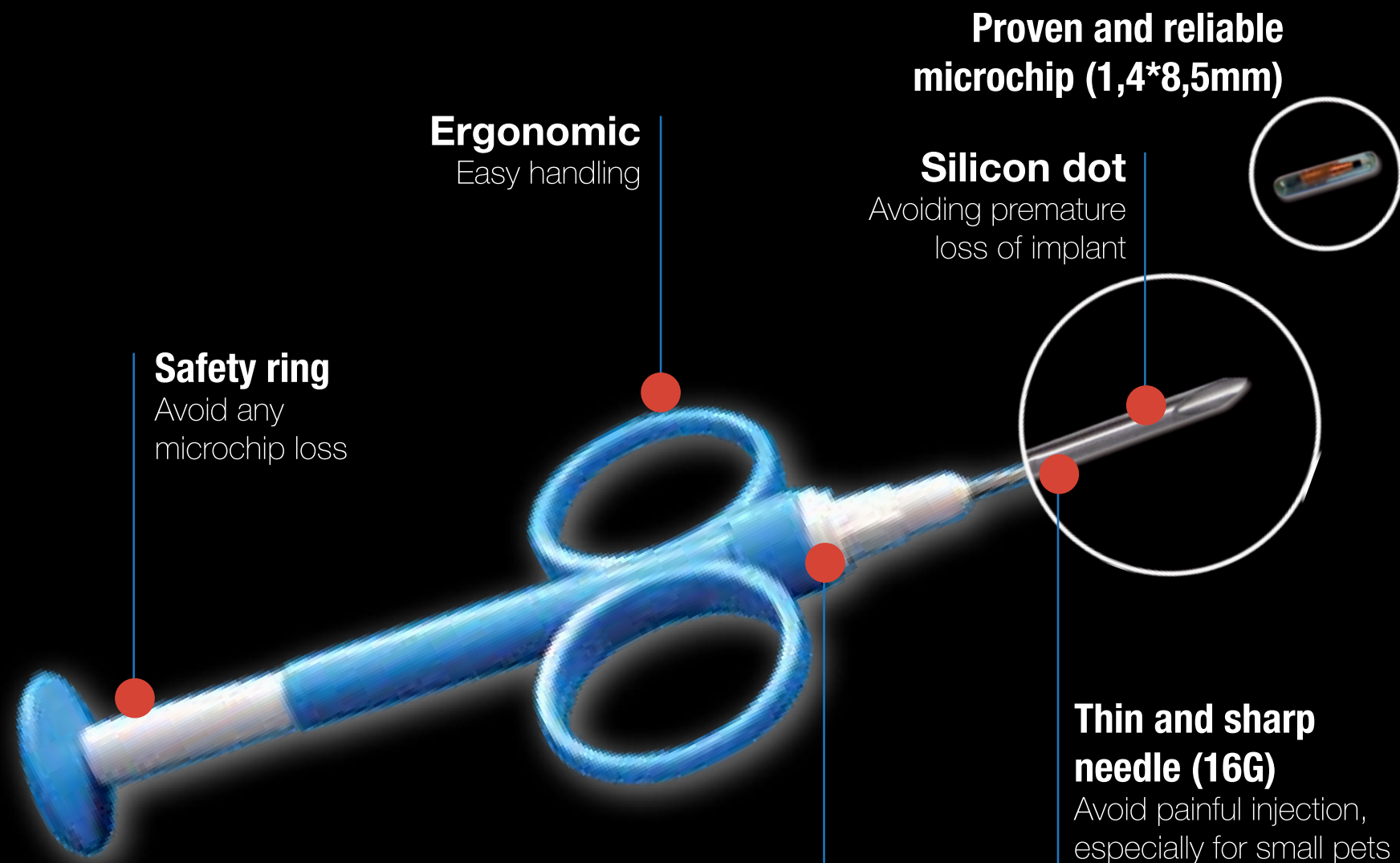


A THINNER AND SHARPER **NEEDLE...**


**XS 1.4**

...FOR AN EXCELLENT **CUTANEOUS PENETRATION**

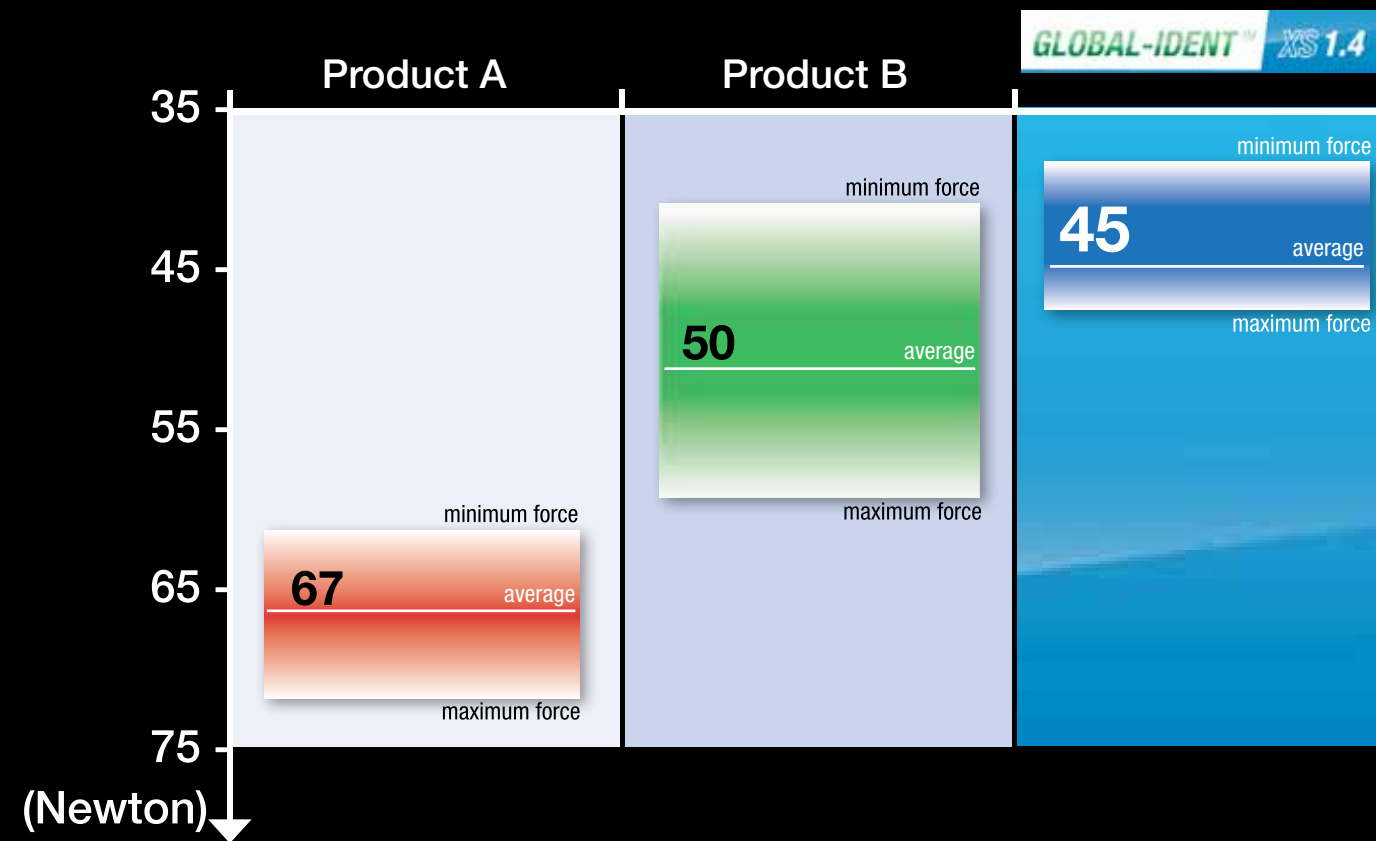
**XS 1.4**



«Injection completed» **click**  
No push and return possible



**Comparative evaluation of the strength required for performing a microchipping injection\***  
(Measurements performed with a dynamometer)



**GLOBAL-IDENT™ XS 1,4 OFFERS A NEEDLE WITH THE MOST OPTIMAL SHARPNESS**

- EASINESS OF USE
- LESS FORCE REQUIRED

\* Data on file - Products A and B offer the same size of the needle than Global Ident™ XS 1,4

